



# LED LIGHT HARDCAP™/HELMET ATTACHMENT

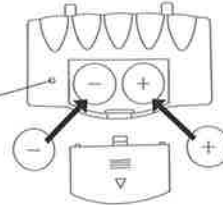


## FITTING INSTRUCTIONS

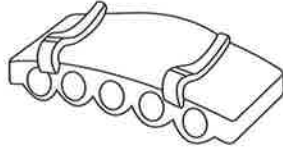
### FITTING THE BATTERIES:

To fit the batteries, slide off the back cover then place the batteries in their corresponding slots within the unit, before sliding the cover back on.

On/Off Switch

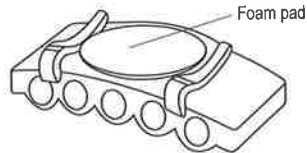


### ATTACHING LED LIGHT TO HARDCAP™:



The lamp can be fitted directly to the peak WITHOUT the need for the adhesive foam pad.

### ATTACHING LED LIGHT TO HELMET:



The lamp must be fitted WITH the adhesive foam pad stuck to the LED lamp.

NOTE: To ensure a secure fit when attaching or removing the lamp, it is important that even pressure is applied to each clip - DO NOT twist.



JSP Ltd, Worsham Mill, Minster Lovell Oxfordshire, OX29 0TA  
TECHNICAL HELPLINE: +44(0)1993 826051  
email: technical.service@jsp.co.uk



ISSUE: 07/14

RFAZ-004-500

## EASY CLIP-ON LED HAT LIGHT

- Easily attaches to most Caps & Visors
- 5pcs white LED
- Weather Proof
- Included 2xCR2032

Clips on to Hat for a super bright head lamp

